

Furla

Combination of the white classic with wood color- Smart.



Top counter:

Integrated basin.

Mirror:

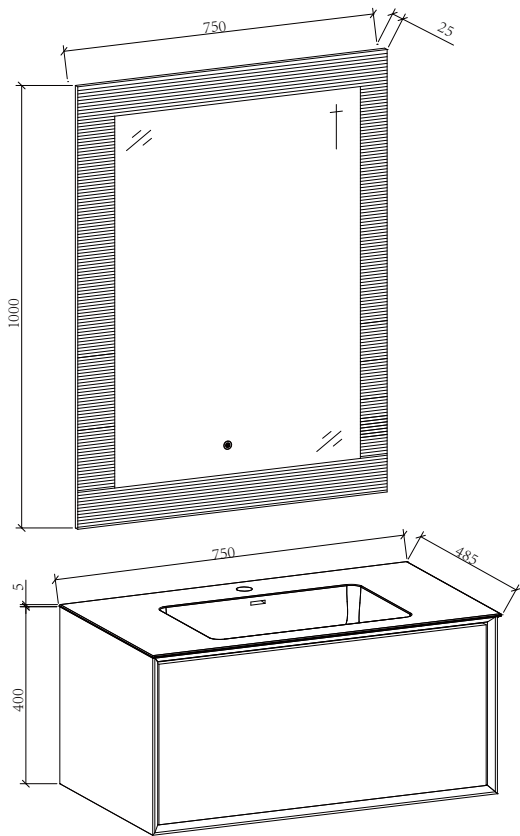
MMZL01.LED mirror.Rectangle.Streamer texture.Anti-fogging.Touch switch.

Cabinet:

MFC,6292 F.Oak color+MDF,7001 Matt white color.Inscribed 45 ° bevelled splicing cabinet.ABS material ultra-thin U shape.- push-open drawer.DTC silient damping guide rail.wooden drawer sideboard.

Basin:

Artificial marble.White matt.Integrated basin.Arc rectangle.



Furla-750 C07-750

Cabinet :

(CCL006-750)

746*480*400 mm (W*D*H)

GW :25.67kg NW:23.5kg CBM:0.195m³

Basin:

(BBM002-750W)

750*485*160mm (W*D*H)

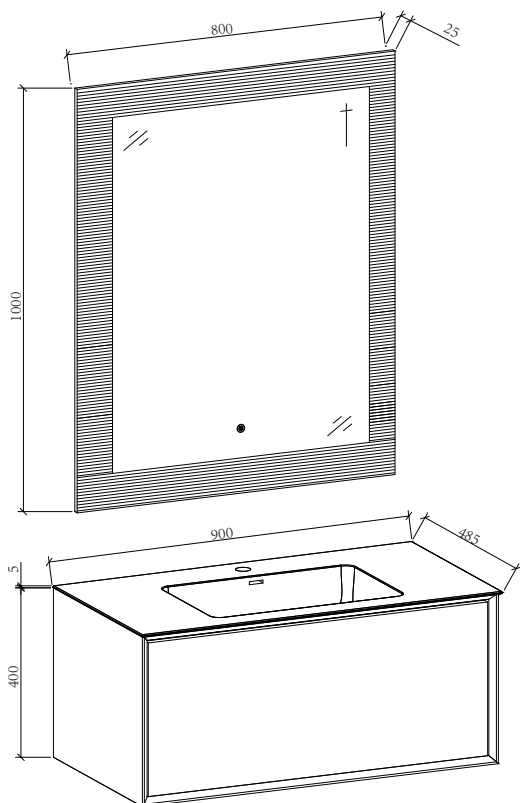
GW :15.36kg NW:13.5kg CBM:0.088m³

Mirror :

(MMZL01-750)

750*25*1000 mm (W*D*H)

GW :10.46kg NW:8.85kg CBM:0.085 m³



Furla-900 C07-900

Cabinet :

(CCL006-900)

896*480*400 mm (W*D*H)

GW :29.3kg NW:26.86kg CBM:0.235m³

Basin:

(BBM002-900W)

900*485*160mm (W*D*H)


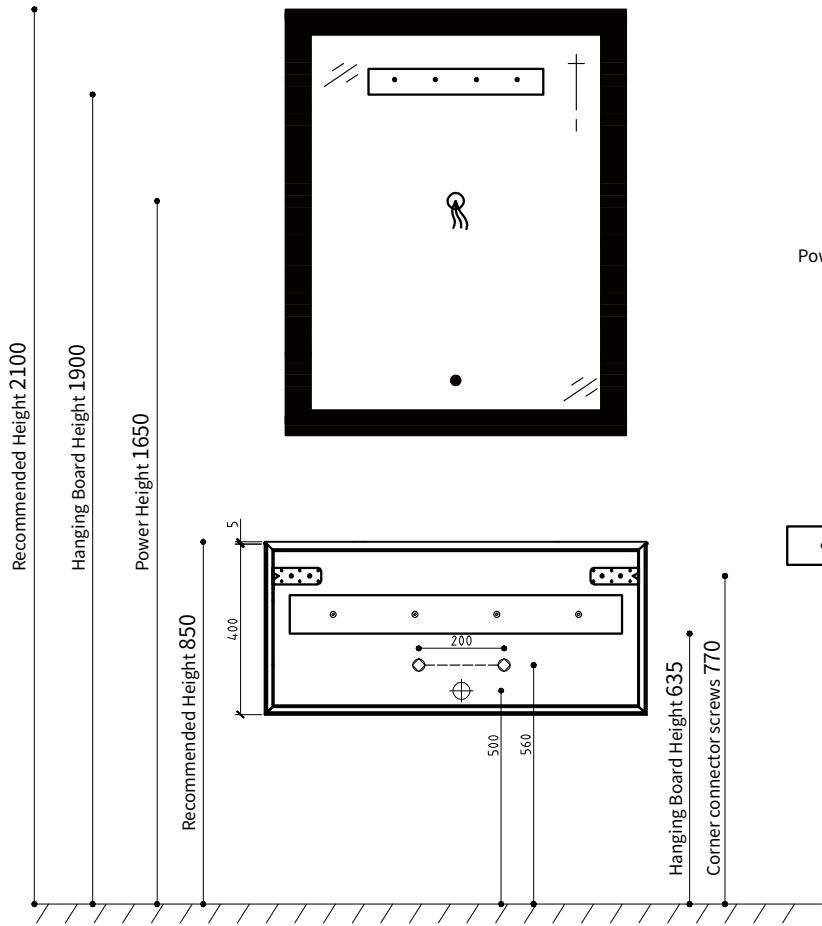
GW :19.81kg NW:17.71kg CBM:0.104m³

Mirror :

(MMZL01-900)

800*25*1000mm (W*D*H)

GW :11.14kg NW:9.44kg CBM:0.09m³




Hanging Board



The 220 v power supply
Power supply and lighting control

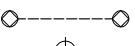


L type corner connector



Hanging Board

Cold-hot water



Wall drainage